

MARSDEN

USER MANUAL

V-250

Please take time to read these instructions before starting to use the scale



Contents

Product Specification	3
Safety Instructions	4
Before Using the Scale	5
Display & Function Keys	5
Operation	6
Error Messages	7



Manufacturer's Declaration of Conformity

This product has been manufactured in accordance with the harmonized European standards, following the provisions of the below stated directives:

Electro Magnetic Compatibility Directive 2014/30/EU

Low Voltage Directive 2014/35/EU

Marsden Weighing Machine Group Ltd.

Product Specification

Thank you for purchasing a Marsden professional veterinary scale.

This is a precision weighing instrument and considerate use will result in many years of accurate weighing.

The scale has a maximum load capacity of 250kg which must not be exceeded.

Model	Marsden V-250
Capacity/Division	250kg x 100g
Units of Measure	Kg/lb
Function Keys	ON/OFF, HOLD, UNIT, TARE
Display	Easy to read 2.5cm LCD display with five ½ active digits
Operating Temperature	5 to 35°C
Power Supply	9v battery 9v 100mA DC adaptor
Dimensions	1050mm x 505mm x 50mm
Warranty	One year
Weight of Scale	18kg

Please note: Marsden's policy is one of continuous development and therefore we reserve the right to change product specification without notice.

Images in this manual are for illustration purposes only.

Safety Instructions

Before putting this scale into use, please read with care the information given in this user manual, which contains important instructions for proper installation, use and maintenance of the device.

Marsden/the manufacturer shall not be liable for damages arising from failure to heed the following instructions:

- When using electrical components under increased safety requirements, always comply with appropriate regulations.
- Inappropriate installation/use will render the warranty null and void.
- Ensure the voltage marked on the power supply unit matches your mains supply.
- This product is not waterproof. We do not recommend using the scale in humid, damp or wet environments.
- Observe the permissible ambient temperatures for use.
- The device meets the requirements for electromagnetic capability. Do not exceed the maximum values specified in the applicable standards.

If you have any problems, contact Marsden/your local dealer/your service partner.

Cleaning

- Please do not use corrosive liquids or large amounts of water to clean the scale. We recommend using alcohol-based wipes or similar.
- Always disconnect the scale from the mains power supply before cleaning.
- ⚠ Never disassemble the scale as this may cause malfunction.

Maintenance

- The scale does not require any routine maintenance. However, we recommend checking the scale's accuracy at regular intervals. If any inaccuracies occur, please contact your local dealer or service partner.
- You can book an accuracy check with the Marsden Service team on 01709 364296.

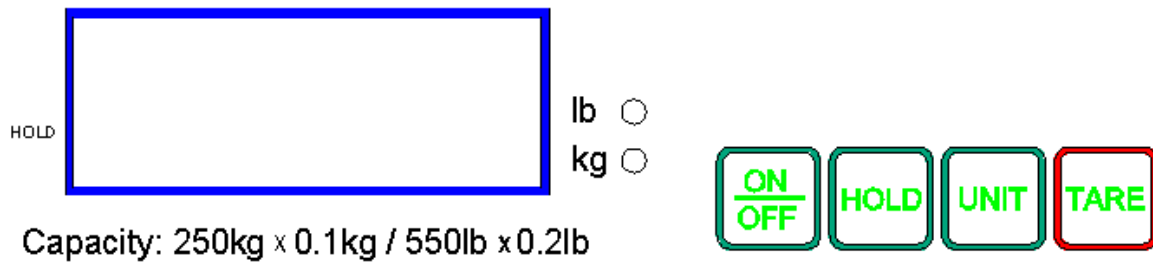
Disposing of the Scale

- This product should not be treated as regular household waste, but should be handed in to an electrical/electronic equipment recycling centre.

Before using the Scale

- All Marsden V-250 scales come complete with a stainless steel base and indicator. There are four easy to use function keys: UNIT, ON/OFF, HOLD, TARE.
- The scale can be used in a fixed location or as a portable scale, powered by either the DC adaptor or with a 9V battery.
- If you require any assistance with using the V-250, call the Marsden team on 01709 364296, quoting model number V-250 and the serial number, which can typically be found on the underside of the scale.
- Before use, ensure the scale is on a flat surface. An un-level surface for weighing could result in inaccurate readings.

Display & Function Keys



Operation

Switching the Scale on/off

- To switch the V-250 on, press **ON/OFF**.
- Once the scale shows a line of zeros, it is ready to use.
- To switch the V-250 off, press and hold **ON/OFF** for three seconds.

Using the Hold function

- The Hold function allows you obtain an accurate weight reading, even if the animal is moving on the scale.
- To use, place the animal on the scale and press **HOLD**.
- The arrow at the bottom left of the display will flash briefly and then remain on the screen, indicating that an accurate weight is being held on the screen.
- To disable the Hold function once you have finished weighing, press **HOLD**.





Using the Tare function

- The Tare function allows you to remove unwanted weight from the display, such as a towel or blanket.
- With the scale switched on, place the item you wish to tare off onto the platform.
- Press **TARE**. The display will show zero, and when you remove the item, a minus reading.
- When you place an animal to the scale the weight reading will show the weight of the animal, minus the weight of the item you removed using Tare.
- To cancel the saved tare weight, switch the scale off.

Switching between kg, lb and lb:oz

- At any time, with the scale switched on press **UNIT** to toggle between kg and lb readings. The unit of measurement will be indicated on the display.

Error Messages

Display	Problem	Solution
	Low battery	Replace the 9V battery or connect the DC adaptor
	Over Zero	If zero count is higher than the setting range, the display will show this message.
	Under Zero	If zero count is below the setting range, the display will show this message.
	Overload	If the total load exceeds 250kg, the display will show this message. The weight must be removed immediately from the scale to prevent damage.



Accuracy Assured

Tel: 01709 364296 / 0800 169 2775

Fax: 01709 364293

E-mail: sales@marsdengroup.co.uk

Manufacturing and Distribution:

Unit 7, Centurion Business Park,

Coggin Mill Way,

Rotherham,

S60 1FB

Head Office:

Unit 1, Genesis Business Park,

Sheffield Road,

Rotherham

S60 1DX

www.marsden-weighing.co.uk