

MARSDEN

USER MANUAL

I-400SS

Please take time to read these instructions before starting to use the scale



Contents

Product Specification	3
Safety Instructions	4
Before Using the Scale	6
Replacing the Battery	6
Operation: Basic Functions	7
Operation: Advanced Functions	8
Error Messages	12

Product Specification

Model	Marsden I-400SS
Units of Measure	Kg/lb
Function Keys	HOLD, TOTAL, LB/KG, GROSS, TARE, ZERO, PRINT/ON/OFF
Stabilization Time	1-2 Seconds
Operating Temperature	-20°C to 40°C
Protection level	IP68
Power Supply	7.4V/4Ah lithium rechargeable battery Mains lead
Indicator Display	40mm LCD display with 6 active digits

Please note: Marsden's policy is one of continuous development and therefore we reserve the right to change product specification without notice.

Indicator images in this manual are for illustration purposes only.

Safety Instructions

Before putting this scale into use, please read with care the information given in this user manual, which contains important instructions for proper installation, use and maintenance of the device.

Marsden/the manufacturer shall not be liable for damages arising from failure to heed the following instructions:

- When using electrical components under increased safety requirements, always comply with appropriate regulations.
- Inappropriate installation/use will render the warranty null and void.
- Ensure the voltage marked on the power supply unit matches your mains supply.
- Observe the permissible ambient temperatures for use.
- The device meets the requirements for electromagnetic capability. Do not exceed the maximum values specified in the applicable standards.
- Do not use this pallet truck unless you are familiar with it and have been trained and authorized to do so.
- Avoid using this pallet truck on a sloping ground.
- Never place any part of your body in the lifting mechanism or under the forks or load. Do not carry passengers.
- Do not overload the truck, or handle unstable or loosely stacked loads.
- Ensure loads are distributed as evenly as possible on the scale.
- Lower the forks to their lowest setting when the pallet truck is not in use.

If you have any problems, contact Marsden/your local dealer/your service partner.

Cleaning

- This scale can be washed down with care. Always disconnect the scale from the mains power supply before cleaning.

Maintenance

- Check the pallet truck daily for wear and tear, particularly if it is in regular use. Pay special attention to the wheels, axles and forks, as well as the lift and lower control.
- Moveable parts will require periodic lubrication. Use motor oil or grease to lubricate.
- Air may enter the unit when seals have been replaced. Lift the control lever to the lower position, then move the handle up and down several times.
- You can book an accuracy check with the Marsden Service team on 01709 364296.

Before using the Scale

- Please read these instructions fully before using your I-400SS Indicator.
- Ensure the battery is fully charged before first use.

Replacing the Battery

- Loosen the screws on the battery cover and remove the cover.
- Open the screw on the battery and pull the battery out of its socket.
- Replace with the new battery. Replace the cover plate and screw into position.

Operation: Basic Functions

Switching the Scale on/off



Press PRINT/ON/OFF to power-on the scale. When the scale shows 0.0 it is ready for weighing.



To switch the scale off, press and hold PRINT/ON/OFF for three seconds. The scale will now power down.

Setting the Scale to Zero



If at any time the reading shows anything other than 0.0 when there is nothing on the scale, you can reset the display by pressing ZERO once.

Operation: Advanced Functions

Hold Function



With the scale switched on, add an item to the base.

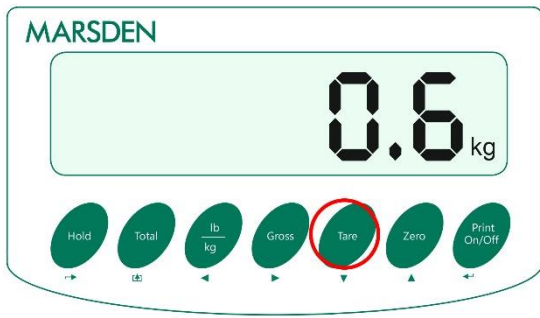


Press HOLD once. The scale will lock onto and stabilise the weight reading for the item. The reading will remain displayed after the item is removed.

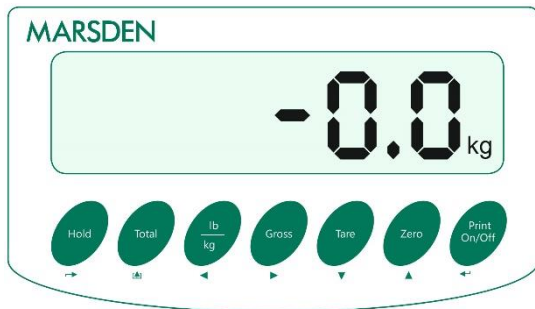


Press HOLD again to disable the Hold function and return the scale to 0.000.

Tare Function



Place the item you wish to deduct the weight of (such as a pallet or empty box) on the scale and press TARE.



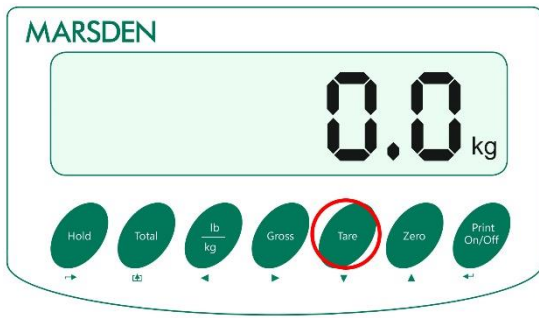
The scale will show a minus reading.



Weigh as normal and the negative weight reading will be deducted from the total weight.

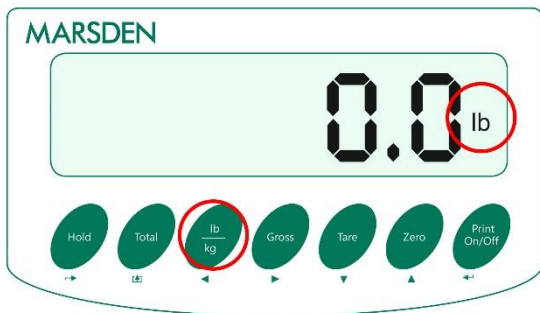


Weigh as normal and the negative weight reading will be deducted from the total weight.



Once you have finished weighing, press TARE again to remove the tare value and return the scale to 0.0.

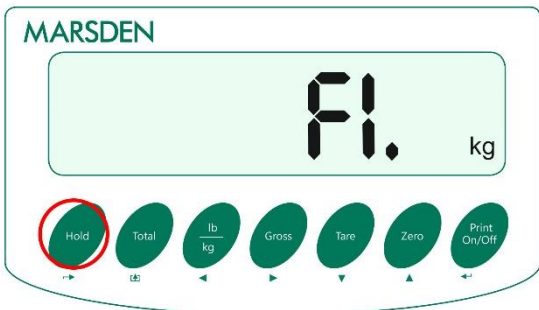
Switching Between Kg and lb



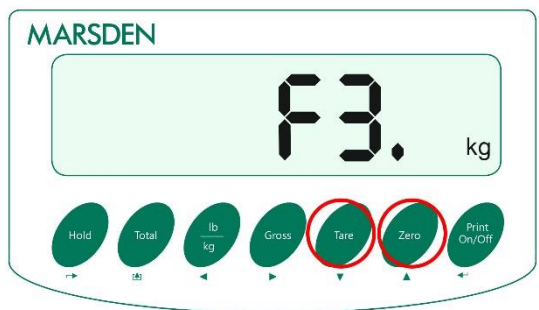
To switch the weight reading between kg and lb, press LB/KG.

The LCD panel will indicate whether the reading is showing in kg or lb as shown on the left.

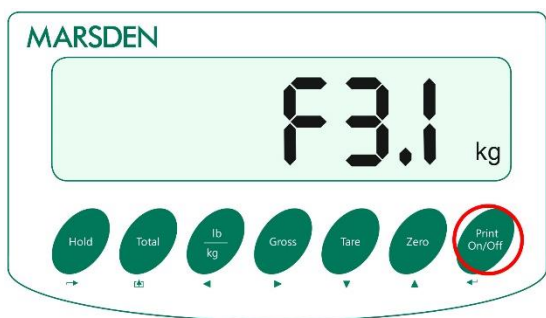
Setting the Screensaver



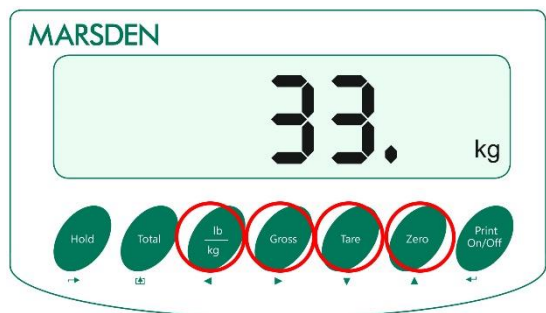
To save battery power, the screen can power off after a set period of time. To set the time out function, with the indicator switched on and nothing on the scale, press and hold down HOLD until 'F1' is displayed.



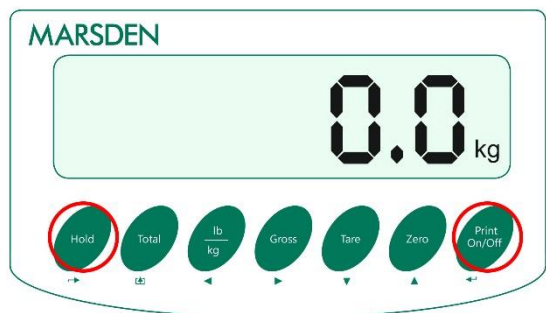
Use TARE and ZERO as arrow keys to scroll to F3



Press PRINT/ON/OFF, and F3.1 should appear on the screen. Press PRINT/ON/OFF again.



Use LG/KG, GROSS, TARE and ZERO as arrow keys to select the power-off delay (up to 60 mins).



Press PRINT/ON/OFF once and HOLD twice to set the time out period and return to normal weighing mode.

Error Messages

Display	Problem	Solution
	Unable to reset after start up	Ensure there is nothing on the scale when switching on
	Possible scale overload	Remove weight from the scale
	Scale is below zero	Press zero to re-zero the scale

【 1 - 0 0 - 1 】 【 L - 0 0 - J 】	Out of balance range	Remove any weight from the scale and try again
【 -- 0 0 -- 】	Invalid operation	
【 Err 03 】	EEPROM error	Switch the scale on again; if the error message still shows, contact your dealer/Marsden
【 Err 09 】	AD initialization error	Switch off the scale and restart. If the error occurs again, contact your dealer/Marsden

NOTE: If the scale shows any error message other than those listed above, please contact Marsden on 01709 364296.



Accuracy Assured

Tel: 01709 364296 / 0800 169 2775

Fax: 01709 364293

E-mail: sales@marsdengroup.co.uk

Manufacturing and Distribution:

Unit 7, Centurion Business Park,

Coggin Mill Way,

Rotherham,

S60 1FB

Head Office:

Unit 1, Genesis Business Park,

Sheffield Road,

Rotherham

S60 1DX

www.marsden-weighing.co.uk