

# MARSDEN

## B-450 USER MANUAL

Please take time to read these  
instructions before starting  
to use the scale



# Contents

Product Specification	3
Safety Instructions	4
Package Contents	5
Keypad & Display	5
Battery Installation	6
Operation	7
Error Messages	9

# Product Specification

Model	B-450
Capacity/Division	3000g x 0.1g / 6.6lb x 0.0002lb 5000g x 1g /10lb x 0.002lb
Weight of Scale	2.6kg
Units of Measure	g, lb
Dimensions	Platter: 120mm x 150mm Overall size: 170mm x 150mm x 46.5mm
Function Keys	ON/OFF, TARE/ZERO, UNIT
Display	20mm LCD digital display
Power Supply	9V alkaline battery
Operating Temperature	5 to 35°C
Warranty	1 year



## Latest product information

All the latest product developments, product sheets and more can be found on our website. Scan this QR code using your device to be taken straight to the B-450 page online.

Please note: Marsden's policy is one of continuous development and therefore we reserve the right to change product specification without notice.

## Disposal



In conformance with the European Directive 2012/19/EU on Waste Electrical and Electronic Equipment (WEEE), this device may not be disposed of with domestic waste. This also applies to countries outside the EU, according to their specific requirements.

Please dispose of this product in accordance with local regulations at the collecting point specified for electrical and electronic equipment. For more detailed information about recycling this product, please contact the local distributor from which you purchased this device.

# Safety Instructions

Before putting this scale into use, please read with care the information given in this user manual, which contains important instructions for proper installation, use and maintenance of the device.

Marsden/the manufacturer shall not be liable for damages arising from failure to heed the following instructions:

- When using electrical components under increased safety requirements, always comply with appropriate regulations.
- Inappropriate installation/use will render the warranty null and void.
- Observe the permissible ambient temperatures for use.
- The device meets the requirements for electromagnetic capability. Do not exceed the maximum values specified in the applicable standards.
- Do not allow liquids or foreign objects to enter the inner workings of the scale.
- Do not drop loads on the scale or leave heavy loads on the scale for extended periods of time. This may damage the loadcells.
- Do not place the scale upside down on the pan.
- Do not open the scale. Never attempt to make repairs yourself. Any attempts to open or repair the scale by anyone other than authorised personnel will render the warranty null and void.

If you have any problems, contact Marsden/your local dealer/your service partner.

## Cleaning

- Please do not use solvents to clean the scale.
- Clean with a damp, lint free cloth and mild soap or detergent.
- Always disconnect the scale from the mains power supply before cleaning.

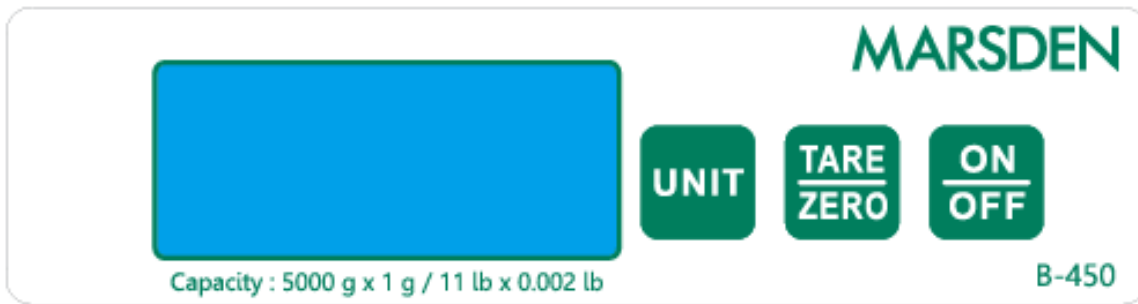
## Maintenance

- The scale does not require any routine maintenance. However, we recommend checking the scale's accuracy at regular intervals. If any inaccuracies occur, please contact your local dealer or service partner.

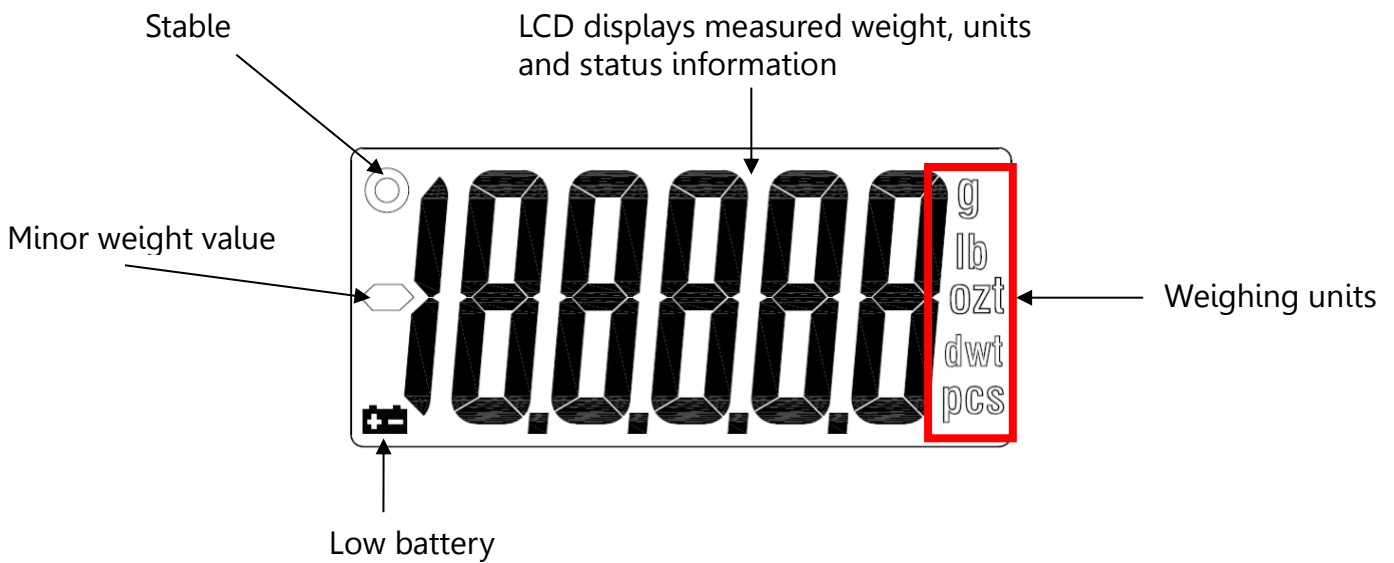
# Package Contents

B-450 scale  
User manual

## Keypad & Display



ON/OFF	Turn the scale on or off.
Tare/Zero	Remove unwanted weight from the display prior to weighing
Unit	Toggle between kg and lb readings



# Battery Installation



Remove the battery housing cover.



Install a 9V alkaline battery.

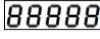
Replace the battery cover.



Note: Always ensure the battery cover is fully closed before use.

# Operation

## Turning Scale On/Off

To turn the scale on, press the **ON/OFF** button. Scale will display  and will then enter active weighing mode.

To turn the scale off, press the **ON/OFF** button.

## Zero Operation & Setting

With the scale switched on and nothing on the scale, the display should show zero.

If there is nothing on the pan and the display is not zero, press the **TARE/ZERO** button to set zero.

## Weighing


To weigh an item, place it in the middle of the platter. When the reading has stabilised, the stable sign will show (see page 5).

If an item is heavier than the scale capacity, the display will show 'Err'.


## Using the Tare function

Tare allows the user to zero the weight of a container from the reading shown on the display of the scale, thus giving the true weight of the product being weighed.

Turn on the scale by pressing the **ON/OFF** button.

When  is displayed on the screen, place the empty container on the platter.

Press the **TARE/ZERO** button after the weight stabilises and the stable sign appears on the display.

The display will return to .

Place the item that needs to be weighed (without removing the tare object) on the scale. The display will show the Net weight of the item.

To remove the saved tare value, remove the container from the platter and press the **TARE/ZERO** button.

## Changing Units

The **UNIT** button allows you to switch from weighing in one unit to another. Simply press the **UNIT** button before or during weighing.

### Setting the Auto-off Time

The B-450 has an auto-off time option, which means the scale will switch off automatically after a period of inactivity. The time duration of the auto-off can be selected in the following way:

Turn on the scale using the **ON/OFF** button.

Press and hold **TARE/ZERO** for 3 seconds after the countdown stops and LCD displays zero.

First 'SET' and then 'UNIT' will display.

Press **UNIT** once.

'A\_OFF' will display on the screen.

Press **TARE/ZERO**, and the default auto-off time will display on the screen.

Press **UNIT** to select the Auto-off time.

Auto-off time can be set to 120/180/240/300 seconds.

To turn off the auto-off option, press **TARE/ZERO** again. For example, If you want to select 240 seconds, press **TARE/ZERO** when '240 S' displays on the screen. Press **UNIT** twice. The display will show 'End'. Press **TARE/ZERO** to confirm.



## Error Messages

ERROR MESSAGE	DESCRIPTION	REMEDY
LobAt	Low battery indication	Replace the battery.
Err	Total load exceeds the capacity of the scale	Reduce the weight on the scale and try again.
ErrL	Counting error. The signal from the loadcell is too low	Please contact Marsden or your supplier.
ErrE	Software fault	Please contact Marsden or your supplier.





# MARSDEN

Tel: +44 (0)1709 364296

E-mail: [sales@marsdengroup.co.uk](mailto:sales@marsdengroup.co.uk)

## Manufacturing and Distribution:

Unit 7, Centurion Business Park,  
Coggin Mill Way,  
Rotherham,  
S60 1FB

## Head Office:

Unit 1, Genesis Business Park,  
Sheffield Road,  
Rotherham  
S60 1DX

[www.marsden-weighing.co.uk](http://www.marsden-weighing.co.uk)