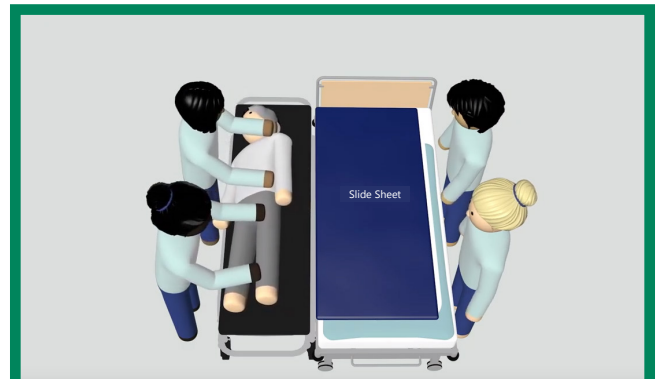
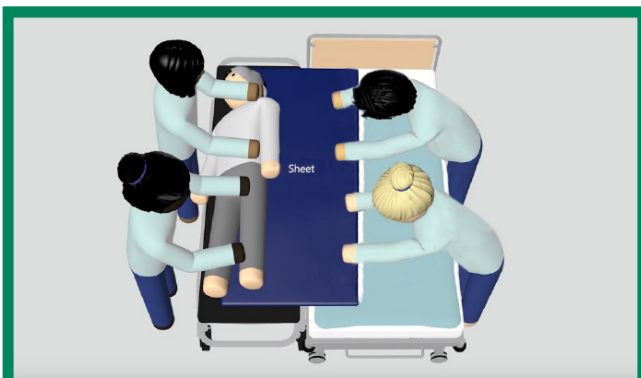


1. Ensure that the beds or trollies are level and at an equal height with the brakes applied. Air flow mattresses **must** be on static.



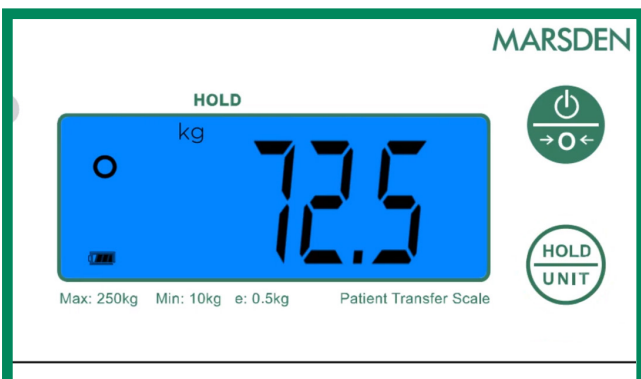
2. Roll the patient onto their side.



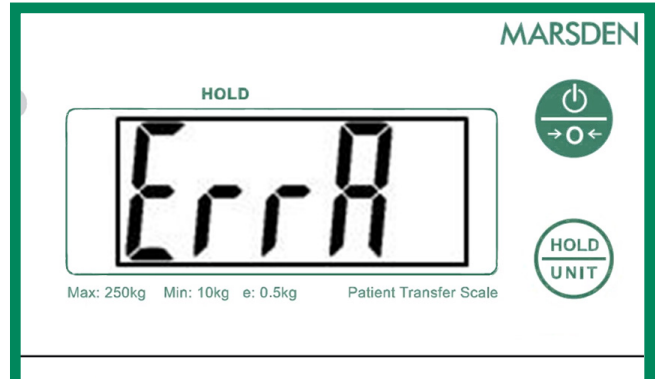
3. Position the slide sheet and slide the PTS into position under the patient's spine and buttocks, bridging the gap between each surface.



4. Transfer the patient onto the PTS using the slide sheet. Ensure the patient's head, hands and feet are not resting on the bed.



5. **Remove your hands from the scale.** Pause briefly to take the weight of the patient.



If this message is displayed, ensure that the two surfaces are at an equal height and then the patient's weight will be shown on the display. The patient can stay on the scale during this process.

